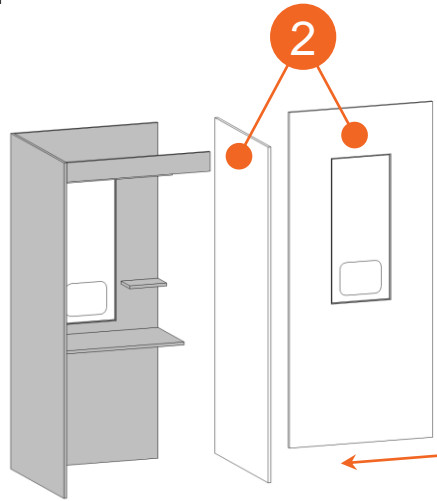


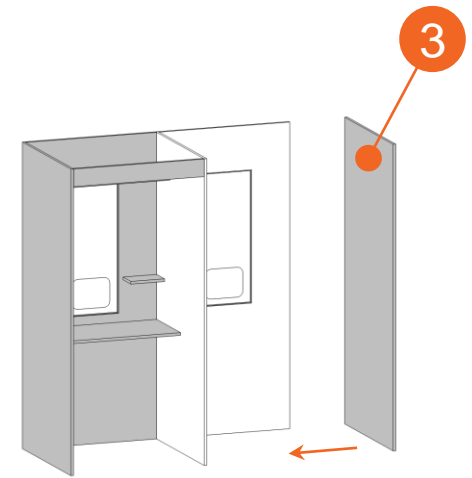
Remove Right Panel of Stand-alone Booth & Desk

1 x Extension Partition
1 x Back Panel



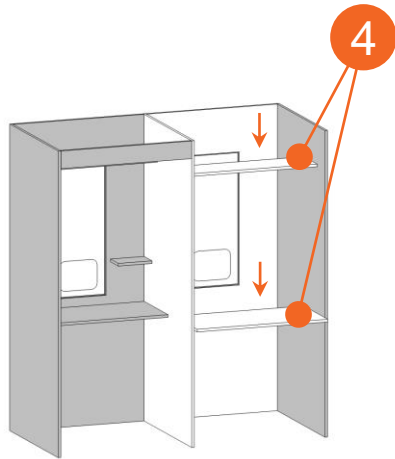
Connect Extension Partition to Stand-alone Booth & Desk. Then connect the Back Panel to the Extension Partition

1 x Stand-alone Booth & Desk Right Panel



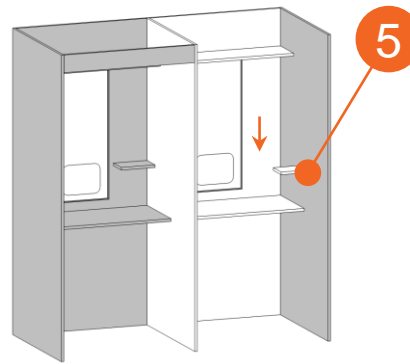
Connect the Right Panel of Stand-alone Booth & Desk to the Back Panel

1 x Top Shelf
1 x Worktop



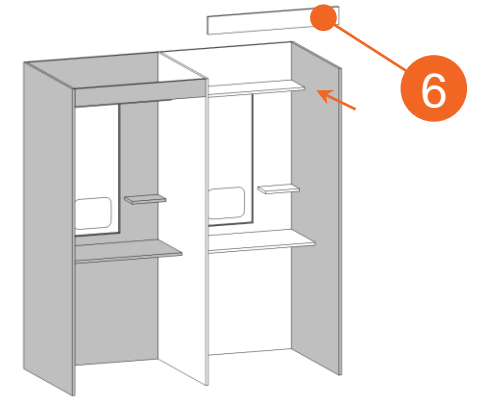
Add Top Shelf & Worktop, connecting it to all 3 sides of the booth

1 x Shelf



Add Shelf, connecting it to the 2 sides of the booth

1 x Header Panel



Add Header Panel, connecting it to the Left & Right Panel.
Place Glove Box Holder left of window, inside.